



Product Data Sheet

Product Name: HiLyte Fluor™ 647 acid

Size: 5 mg

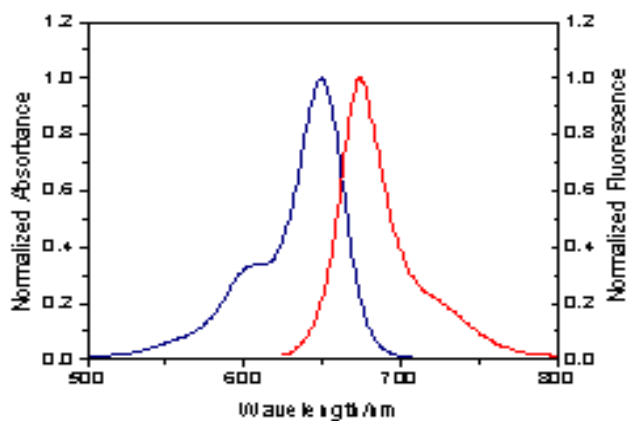
Catalog Number: AS-81255

Molecular Weight: 1003.26

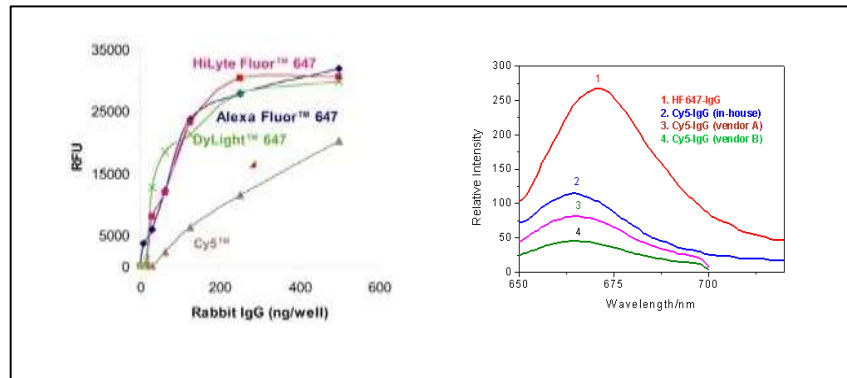
Solvent: Water

Product Description: Spectra of HiLyte Fluor™ 647 conjugates are slightly red-shifted compared to those of Cy5™ dyes, resulting in optimal match to filters designed for Cy5™ dyes. As reported by other companies, total fluorescence of secondary antibody conjugates of HiLyte Fluor™ 647 dyes is significantly higher than that of Cy5™ conjugates. Unlike Cy5™ dyes, HiLyte Fluor™ 647 dyes have very minimal change in absorption or fluorescence spectra when conjugated to most proteins, oligonucleotides and nucleic acids, thus yielding greater total fluorescence at the same degree of substitution. Additionally, in-house data indicated that HiLyte Fluor™ 647 is superior to Cy5™ in fluorescence polarization-based assays.

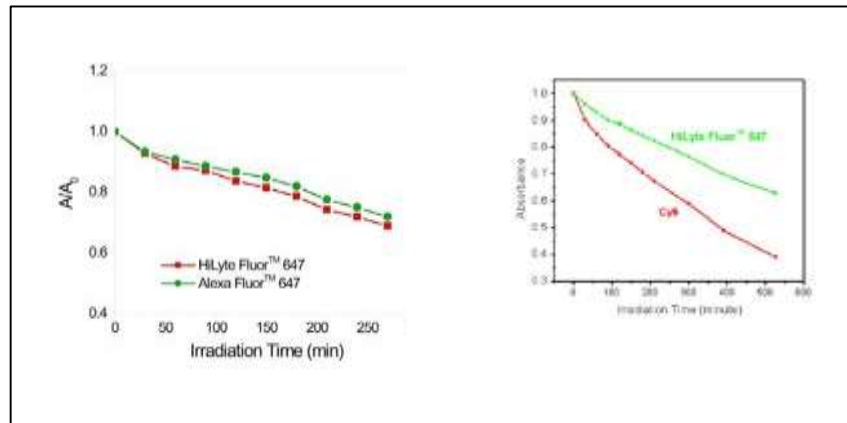
Spectra: Maximum Ex/Em wavelength is 650/675 nm.



Flourescence Intensity: Performance of dye-goat anti-rabbit IgG conjugates



Photostability: HiLyte Fluor™ 647, Alexa Fluor™ 647 and Cy5™ photostability over time



Stock Solution Preparation: Prepare 10 mg/ml dye stock solution in water. Completely dissolve all dye content by vortexing. Dye solution should be prepared fresh, immediately before an experiment. Long-term storage in solution form may reduce dye activity. Any solution containing the dye should be protected from light.

Shelf Life and Storage: Shelf life is two years if stored at -20C, desiccated and protected from light.

Related Products:

Catalog#	Product Name
AS-81256	HiLyte Fluor™ 647 acid, SE
AS-81257	HiLyte Fluor™ 647 amine
AS-81259	HiLyte Fluor™ 647 C2 maleimide

This product is for *in vitro* research use only